


# Escape to the Bahamas: Your Ultimate Guide to Paradise



## ESCAPE TO THE BAHAMAS: A Guide to Relocating to and Living in the Bahamas by Mariah Laine Moyle

★★★★☆ 4.6 out of 5

Language : English  
File size : 1620 KB  
Text-to-Speech : Enabled  
Screen Reader : Supported  
Enhanced typesetting : Enabled  
Word Wise : Enabled  
Lending : Enabled  
Print length : 246 pages

FREE

DOWNLOAD E-BOOK





The Bahamas is a dream destination for travelers of all ages. With its stunning beaches, crystal-clear waters, and friendly locals, it's easy to see why the Bahamas is one of the most popular tourist destinations in the world.

If you're planning a trip to the Bahamas, this comprehensive guide will provide you with everything you need to know to plan the perfect vacation. From choosing the right island to finding the best activities, this guide will help you make the most of your time in paradise.

## **Planning Your Trip**

The first step in planning your trip to the Bahamas is to choose the right island. The Bahamas is made up of over 700 islands, so it's important to do some research to find the island that's right for you.

If you're looking for a lively atmosphere with plenty of restaurants, bars, and shops, then Nassau or Grand Bahama Island are good options. If you're looking for a more laid-back vacation, then you might want to consider one of the smaller islands, such as Eleuthera or Harbour Island.

Once you've chosen your island, you'll need to decide how long you want to stay. The Bahamas is a great place to relax and unwind, so we recommend staying for at least a week. However, if you're short on time, you can still see a lot of the islands in a few days.

The best time to visit the Bahamas is during the off-season, which runs from May to October. During this time, you'll find fewer crowds and lower prices. However, it's important to note that the weather in the Bahamas can be unpredictable, so it's always a good idea to pack for all types of weather.

## **Getting to the Bahamas**

The Bahamas is easily accessible by plane or boat. There are direct flights to the Bahamas from major cities in the United States, Canada, and Europe. You can also take a ferry from Fort Lauderdale, Florida to Freeport, Grand Bahama Island.

Once you've arrived in the Bahamas, you'll need to get to your hotel or resort. There are taxis and buses available at the airport and ferry terminals. You can also rent a car if you want to explore the islands at your own pace.

## Where to Stay

The Bahamas offers a wide range of accommodation options, from budget-friendly guesthouses to luxury resorts. If you're on a tight budget, you can find a decent hotel room for around \$100 per night. If you're looking for a more luxurious experience, you can expect to pay around \$300 per night or more.

When choosing a hotel, it's important to consider your location. If you want to be close to the beach, then you'll want to choose a hotel on one of the islands' many beachfront properties. If you're looking for a more central location, then you might want to consider a hotel in Nassau or Freeport.

## What to Do

The Bahamas is a great place to relax and unwind, but there are also plenty of activities to keep you busy. Here are a few of the most popular things to do in the Bahamas:

- \* **Go swimming.** The Bahamas is home to some of the most beautiful beaches in the world. Whether you're looking for a secluded spot to relax or a lively beach with plenty of activities, you're sure to find the perfect beach in the Bahamas.
- \* **Go snorkeling or scuba diving.** The Bahamas is a great place to go snorkeling or scuba diving. The coral reefs are teeming with marine life, and you're sure to see plenty of colorful fish, turtles, and other sea creatures.
- \* **Go fishing.** The Bahamas is a great place to go fishing. You can go deep-sea fishing for marlin, tuna, and other big game fish, or you can go inshore fishing for snapper, grouper, and other smaller fish.
- \* **Go sailing.** The Bahamas is a great place to go sailing. The waters are calm and the trade winds are steady, making it ideal for sailing. You can rent a sailboat or go on a guided sailing tour.
- \* **Visit the Atlantis Resort.**

The Atlantis Resort is one of the most popular tourist attractions in the Bahamas. The resort features a water park, a casino, and a variety of restaurants and shops.

## **What to Eat**

The Bahamas is a great place to try some local cuisine. Here are a few of the most popular Bahamian dishes:

\* **Conch fritters.** Conch fritters are a popular Bahamian appetizer. They're made with conch meat, onions, peppers, and spices. \* **Crab and rice.** Crab and rice is a traditional Bahamian dish. It's made with crab meat, rice, tomatoes, onions, and peppers. \* **Fried fish.** Fried fish is a popular Bahamian dish. It's made with fresh fish that's fried until golden brown. \* **Guava duff.** Guava duff is a popular Bahamian dessert. It's made with guava, sugar, flour, and spices.

## **Getting Around**

The best way to get around the Bahamas is by boat. You can rent a boat or take a ferry to get between islands. You can also take a taxi or bus if you're staying on one of the larger islands.


## **Staying Safe**

The Bahamas is a generally safe place to travel. However, it's always important to be aware of your surroundings and take precautions to protect your belongings. Here are a few tips for staying safe in the Bahamas:

\* Be aware of your surroundings. \* Don't carry large amounts of cash. \* Keep your valuables in a safe place. \* Don't walk alone at night. \* If you're going out at night, take a taxi or bus.

The Bahamas is a dream destination for travelers of all ages. With its stunning beaches, crystal-clear waters, and friendly locals, it's easy to see why the Bahamas is one of the most popular tourist destinations in the world.

If you're planning a trip to the Bahamas, this comprehensive guide will provide you with everything you need to know to plan the perfect vacation. From choosing the right island to finding the best activities, this guide will help you make the most of your time in paradise.




## **ESCAPE TO THE BAHAMAS: A Guide to Relocating to and Living in the Bahamas** by Mariah Laine Moyle

★★★★☆ 4.6 out of 5


Language : English  
File size : 1620 KB  
Text-to-Speech : Enabled  
Screen Reader : Supported  
Enhanced typesetting : Enabled  
Word Wise : Enabled  
Lending : Enabled  
Print length : 246 pages





## **Life and Death in West Africa: A Groundbreaking Account of the Region's Tumultuous 20th Century**

A Journey Through Decades of Strife and Resilience In "Life and Death in West Africa: The 20th Anniversary Edition," Pulitzer Prize-winning...



## **Master the Art of Fly Fishing Line Management: A Comprehensive Guide to Leader Construction and Knots**

Are you an avid fly fisher who wants to take your skills to the next level? Do you struggle with managing your fly fishing line, leading to missed...