


How to Pass the Citizen Examination: The Ultimate Guide

Are you an aspiring citizen eager to become an official member of the United States? Passing the Citizen Examination is a crucial step in your naturalization journey, and we're here to guide you every step of the way.



How To Pass The Citizen Examination by SparkNotes

★★★★☆ 4.3 out of 5

Language : English

File size : 66812 KB

Screen Reader: Supported

Print length : 1745 pages

Lending : Enabled



Chapter 1: Understanding the Citizen Examination

The Citizen Examination has two components: a civics test and an English test. The civics test assesses your knowledge of US history, government, and values. The English test evaluates your reading, writing, and speaking skills.

The civics test consists of 20 questions, and you must answer at least 12 correctly to pass. The English test has three parts: reading, writing, and speaking. You must demonstrate a basic level of proficiency in each part to pass.

Chapter 2: Mastering the Civics Test

The key to passing the civics test is to have a solid understanding of US history, government, and values. We recommend using a study guide to familiarize yourself with the material.

Here are some tips for mastering the civics test:

- Focus on the key concepts: The questions will cover topics such as the Constitution, the Declaration of Independence, and the branches of government.
- Practice using sample questions: This will help you get comfortable with the format of the test and identify areas where you need more practice.
- Break down complex questions: If you're struggling with a question, try breaking it down into smaller parts.
- Eliminate answers you know are incorrect: This will increase your chances of choosing the right answer.

Chapter 3: Preparing for the English Test

The English test is designed to assess your ability to read, write, and speak English. You'll need to demonstrate a basic level of proficiency in each of these areas.

Here are some tips for preparing for the English test:

- Practice reading and writing: Read newspapers, magazines, and books. Practice writing essays and short stories.
- Listen to English-language media: Watch movies, TV shows, and listen to music. This will help you improve your listening comprehension.


- Speak English as much as possible: Find oportunidades to converse with native speakers or take English conversation classes.
- Use a dictionary: If you're unsure of the meaning of a word, look it up in a dictionary.

Chapter 4: Taking the Citizen Examination

On the day of the examination, arrive early and bring all required documents. Dress professionally and be prepared to answer questions about your identity and background.

During the test, read each question carefully and make sure you understand what is being asked. Answer to the best of your ability and don't be afraid to ask for clarification if needed.

Passing the Citizen Examination is an important step in your journey to becoming a US citizen. By following the tips and strategies outlined in this guide, you can increase your chances of success. Remember to stay positive, be confident, and don't give up on your dream of becoming a citizen of the United States of America.



How To Pass The Citizen Examination by SparkNotes

★★★★☆ 4.3 out of 5

Language : English

File size : 66812 KB

Screen Reader : Supported

Print length : 1745 pages

Lending : Enabled

FREE


DOWNLOAD E-BOOK





Life and Death in West Africa: A Groundbreaking Account of the Region's Tumultuous 20th Century

A Journey Through Decades of Strife and Resilience In "Life and Death in West Africa: The 20th Anniversary Edition," Pulitzer Prize-winning...



Master the Art of Fly Fishing Line Management: A Comprehensive Guide to Leader Construction and Knots

Are you an avid fly fisher who wants to take your skills to the next level? Do you struggle with managing your fly fishing line, leading to missed...