


# Unlock the Hidden Treasures of Montana: A Guide to 100 of the State's Best Rockhounding Sites



Montana, with its vast wilderness and abundant natural resources, is a rockhound's paradise. From sapphire-studded gravel bars to ancient

petrified wood forests, the state offers an incredible array of geological treasures waiting to be discovered. This comprehensive guide will lead you to 100 of Montana's best rockhounding sites, revealing their secret locations, target minerals, and geological significance.



## Rockhounding Montana: A Guide to 100 of Montana's Best Rockhounding Sites (Rockhounding Series)

by Montana Hodges

★★★★☆ 4.6 out of 5

Language : English  
File size : 16963 KB  
Text-to-Speech : Enabled  
Screen Reader : Supported  
Enhanced typesetting : Enabled  
Word Wise : Enabled  
Print length : 240 pages



### Chapter 1: Northern Montana

\* **Whitefish Area:** Known for its abundance of sapphire-bearing gravel deposits, this region has produced some of the most spectacular sapphires in North America. Search along the creeks and rivers for loose crystals and larger gemstones. \* **Flathead Lake:** The shores of this pristine lake offer a rich source of agate, jasper, and petrified wood. Explore the exposed bedrock and beach deposits for a variety of colorful and intricate stones. \* **Glacier National Park:** While rockhounding is prohibited within the park, the surrounding areas abound with opportunities. Search for colorful agate nodules and petrified wood along the Going-to-the-Sun Road and adjacent hiking trails.

## Chapter 2: Central Montana

\* **Helena Area:** The granite domes and pegmatite dikes near Helena are known for their unique and valuable mineral assemblages. Discover rare crystals such as Our Book Libraryite, garnet, and tourmaline. \* **Jefferson City Area:** The Jefferson River and its tributaries have long been a source of gold nuggets and other precious metals. Pan the gravel bars and search the streambeds for hidden treasures. \* **Butte Area:** This historic mining district has produced a vast array of minerals, including copper, silver, gold, and manganese. Explore the old mine dumps and tailings piles for a variety of collectible specimens.

## Chapter 3: Eastern Montana

\* **Yellowstone River:** This iconic river flows through a region with abundant agate, jasper, and petrified wood. Search the gravel bars and exposed sandstone formations for a wide range of colorful stones. \* **Libby Area:** Located in the northwest corner of Montana, this area is renowned for its vermiculite deposits. Explore the abandoned vermiculite mines for shimmering flakes of this unique mineral. \* **Baker Area:** The badlands of eastern Montana conceal a wealth of fossil beds. Discover petrified wood, dinosaur bones, and other ancient artifacts in this fascinating geological wonderland.

## Chapter 4: Southern Montana

\* **Bozeman Area:** The Gallatin River and its tributaries offer prime locations for rockhounding. Search for agates, jaspers, and petrified wood along the riverbanks and exposed bedrock. \* **Big Timber Area:** This region is known for its large petrified wood specimens. Explore the petrified forest and surrounding hillsides for impressive logs and slabs. \* **Livingston Area:** The

Crazy Mountains and the Yellowstone River canyon are home to a variety of minerals, including jasper, agate, and granite. Hike through the scenic trails and search for hidden treasures.

## Chapter 5: Practical Tips for Rockhounding in Montana

\* **Obtain Proper Permits:** Some rockhounding sites may require permits or fees. Always check local regulations and obtain necessary permissions before collecting specimens. \* **Respect the Environment:** Leave the land as you found it. Fill in any holes you dig and avoid disturbing delicate vegetation. \* **Identify Your Finds:** Use field guides and consult with experts to correctly identify the minerals and fossils you collect. \* **Use Proper Equipment:** Bring appropriate tools such as rock picks, hammers, and sifters to effectively extract and handle specimens. \* **Stay Safe:** Be aware of potential hazards such as wildlife, slippery surfaces, and extreme weather conditions.

From the sapphire-laden creeks of northern Montana to the fossil-rich badlands of the east, Montana offers a boundless treasure trove for rockhounds. This guide has provided you with the essential information and locations to embark on your own rockhounding adventures. Remember to respect the environment, identify your finds, and stay safe as you uncover the hidden geological wonders of Montana.

Happy Rockhounding!

### Rockhounding Montana: A Guide to 100 of Montana's Best Rockhounding Sites (Rockhounding Series)


by Montana Hodges

★★★★☆ 4.6 out of 5

Language : English




File size : 16963 KB  
Text-to-Speech : Enabled  
Screen Reader : Supported  
Enhanced typesetting : Enabled  
Word Wise : Enabled  
Print length : 240 pages



## Life and Death in West Africa: A Groundbreaking Account of the Region's Tumultuous 20th Century

A Journey Through Decades of Strife and Resilience In "Life and Death in West Africa: The 20th Anniversary Edition," Pulitzer Prize-winning...



## Master the Art of Fly Fishing Line Management: A Comprehensive Guide to Leader Construction and Knots

Are you an avid fly fisher who wants to take your skills to the next level? Do you struggle with managing your fly fishing line, leading to missed...