

Unveiling the Secrets of Riverbank Angling at Night with Live or Cut Bait


As the sun dips below the horizon and twilight descends upon the riverbank, a different world awakens – a realm where the thrill of angling takes on a new dimension. Night fishing offers a unique opportunity to outsmart elusive species and experience the tranquility of the nocturnal waters. Among the most effective techniques for riverbank angling at night is the use of live or cut bait.

Choosing the right bait is crucial for success in night fishing. Live bait offers the most natural presentation, mimicking the movements and scent of living prey. Earthworms, minnows, and crayfish are popular choices for catfish and bass. Cut bait, on the other hand, provides a stronger scent and can be used to target a wider range of species, including carp and suckers.

- **Earthworms:** Universally effective for a variety of fish species. Choose large, juicy nightcrawlers for maximum attraction.
- **Minnows:** Ideal for targeting bass, walleye, and trout. Live minnows provide irresistible movement and scent.
- **Crayfish:** A favorite food for catfish and bass. Crayfish can be caught with a dip net or [Free Download](#) from bait shops.
- **Bluegill:** Cut bluegill fillets are an excellent choice for riverbank angling at night. The strong scent and oily texture attract catfish and bass.

- **Carp:** Carp fillets are a cost-effective and readily available option. They can be cut into various sizes to target different species.
- **Sardines:** Sardines provide a strong, oily scent that is effective for attracting a variety of fish. They can be used whole or cut into smaller pieces.

Mastering the art of riverbank angling at night requires patience, skill, and the appropriate techniques. Here are some proven methods to increase your chances of success:



Flathead Catfish: Riverbank Angling at Night with Live or Cut Bait by K. A. Riley

★★★★☆ 4.6 out of 5

Language	: English
File size	: 942 KB
Text-to-Speech	: Enabled
Screen Reader	: Supported
Enhanced typesetting	: Enabled
Word Wise	: Enabled
Print length	: 76 pages
Lending	: Enabled




- Cast your line out and allow the bait to sit motionless near the bottom.
- Use a small weight to keep the bait in place and provide a natural drift.
- Be patient and wait for the fish to find your bait.
- Allow the bait to drift downstream while keeping your line taut.

- This technique is effective for covering a wide area and attracting fish that are holding near the current.
- Experiment with different drift speeds to optimize your results.
- Slowly motor your boat upstream while dragging your bait behind.
- This method is suitable for targeting active fish that are moving throughout the river.
- Use a downrigger or lead core line to keep your bait at the desired depth.
- **Choose the right time:** The best time for riverbank angling at night is typically around dusk or dawn when fish are most active.
- **Be stealthy:** Approach the water quietly and avoid making excessive noise. Fish are easily spooked at night.
- **Use artificial light sparingly:** While a headlamp is essential for visibility, excessive light can deter fish. Use a red or green filter to minimize disturbance.
- **Target specific species:** Different species have their own preferences and behaviors. Research the target fish to determine the most effective bait and techniques.
- **Be patient:** Night fishing is often a waiting game. Be patient and persistent, and you will eventually be rewarded with a bite.

Riverbank angling at night with live or cut bait offers a unique and rewarding experience for anglers of all levels. By understanding the principles of bait selection, mastering effective techniques, and applying


insider tips, you can increase your chances of success and enjoy the thrill of catching fish under the cloak of darkness. Embrace the tranquility of the nocturnal waters and discover the secrets of this captivating form of fishing.



Flathead Catfish: Riverbank Angling at Night with Live or Cut Bait by K. A. Riley


★★★★☆ 4.6 out of 5

Language : English
File size : 942 KB
Text-to-Speech : Enabled
Screen Reader : Supported
Enhanced typesetting : Enabled
Word Wise : Enabled
Print length : 76 pages
Lending : Enabled



Life and Death in West Africa: A Groundbreaking Account of the Region's Tumultuous 20th Century

A Journey Through Decades of Strife and Resilience In "Life and Death in West Africa: The 20th Anniversary Edition," Pulitzer Prize-winning...



Master the Art of Fly Fishing Line Management: A Comprehensive Guide to Leader Construction and Knots

Are you an avid fly fisher who wants to take your skills to the next level?
Do you struggle with managing your fly fishing line, leading to missed...